

IOM REGIONAL OFFICE FOR THE EEA, THE EU AND NATO

9 115 returns since January 2018

compared to

14 268 in the same period in 2017

3 364 returns in March 2018

to **97**

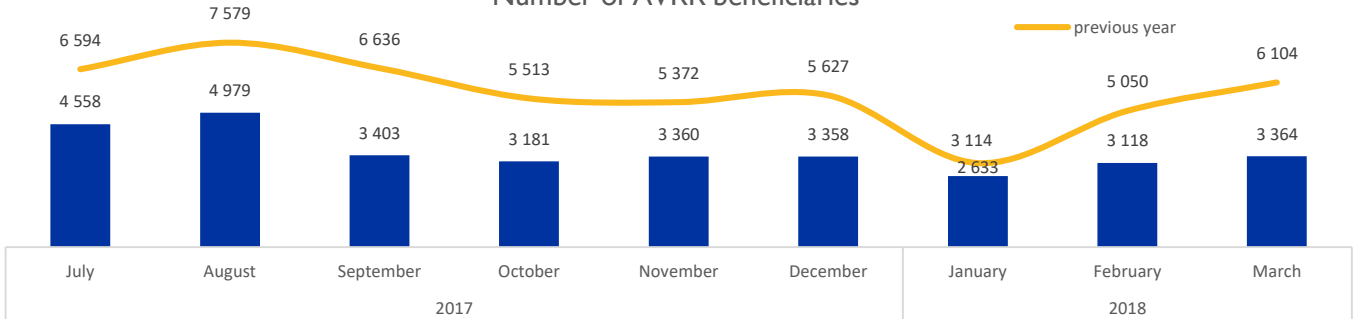
countries/territories of return

8 Victims of trafficking

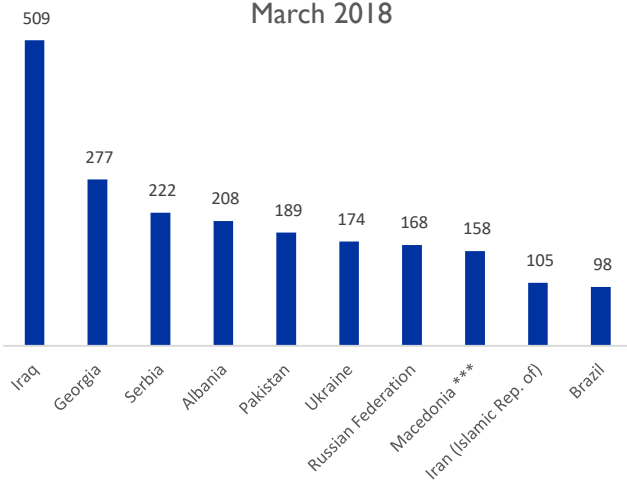
6 Unaccompanied migrant children

146 Medical cases **

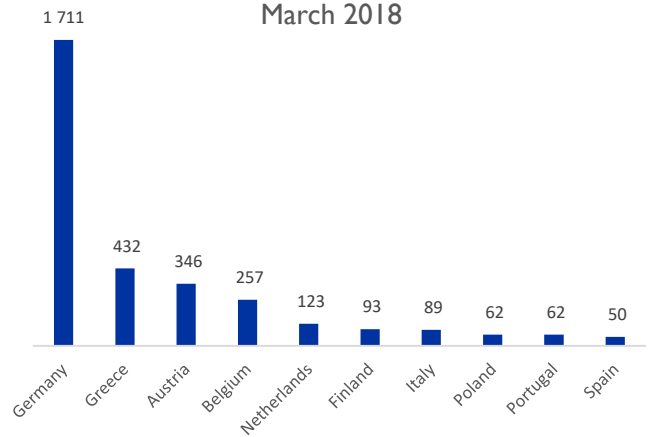
Number of AVRR beneficiaries



Top 10 countries/territories of origin March 2018

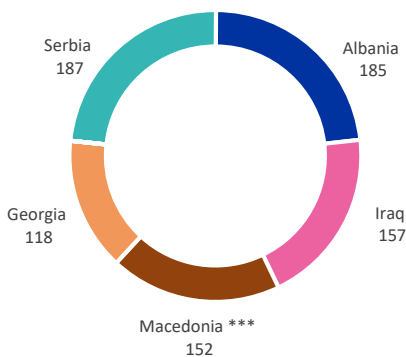


Top 10 host countries March 2018

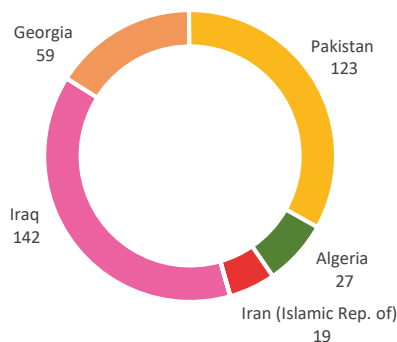


Top 5 countries/territories of origin for the top 3 host countries, March 2018

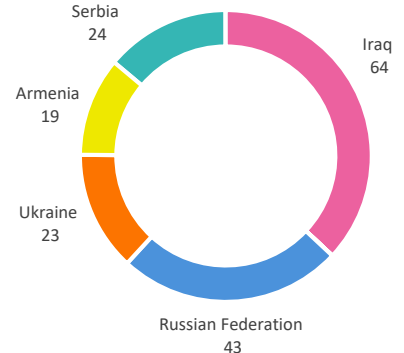
Germany - 799 or 46% of total returns from Germany



Greece - 370 or 85% of total returns from Greece



Austria - 173 or 50% of total returns from Austria

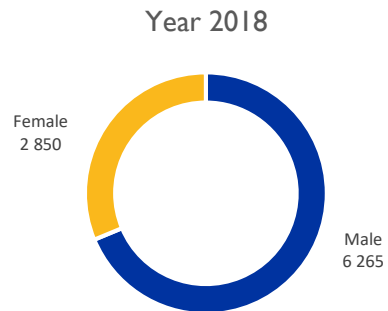
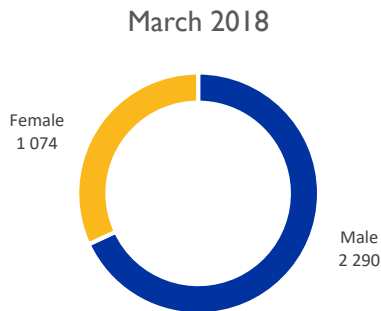


* All data presented is collected by IOM RO Brussels and is preliminary. Last update 16 April 2018. Data not available for Switzerland.

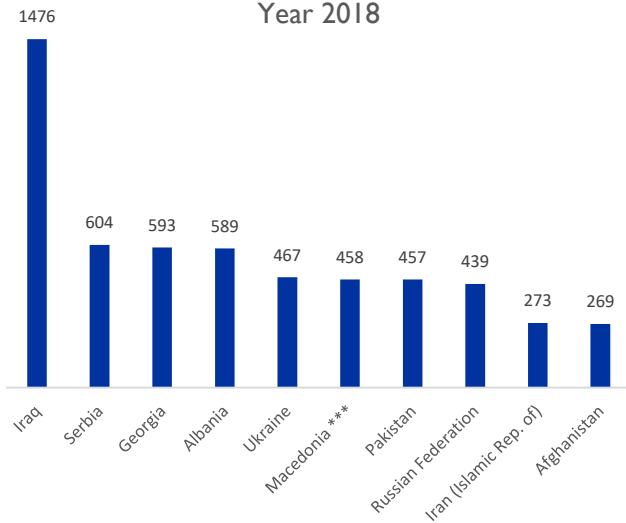
** "Medical cases" defines beneficiaries having health concerns that are known in the pre-departure phase and may affect the capacity of an individual to take an informed decision and/or the well-being of migrants during the AVRR process.

*** The former Yugoslav Republic of Macedonia.

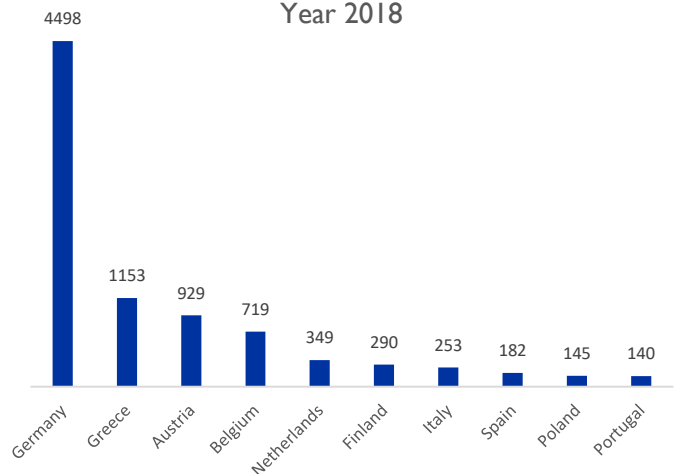
Countries/territories of origin disaggregated by sex



Top 10 countries/territories of origin Year 2018

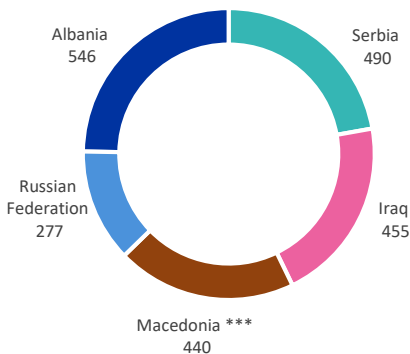


Top 10 host countries Year 2018

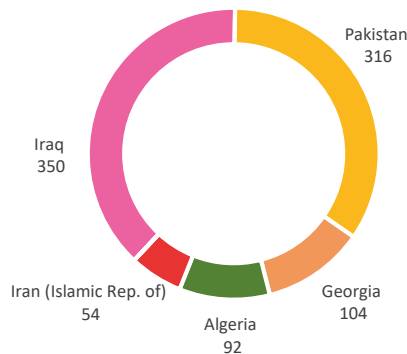


Top 5 countries/territories of origin for the top 3 host countries, year 2018

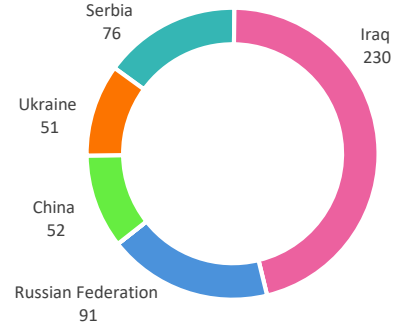
Germany - 2208 or 49% of total returns from Germany



Greece - 916 or 79% of total returns from Greece



Austria - 500 or 53% of total returns from Austria



* All data presented is collected by IOM RO Brussels and is preliminary. Last update 16 April 2018. Data not available for Switzerland.

*** The former Yugoslav Republic of Macedonia.