

# 49,631\* MIGRANTS ASSISTED with AVRR from 1 July to 31 December 2016

**34%**  
women



**30%**  
children



**3.9%**  
victims  
of trafficking



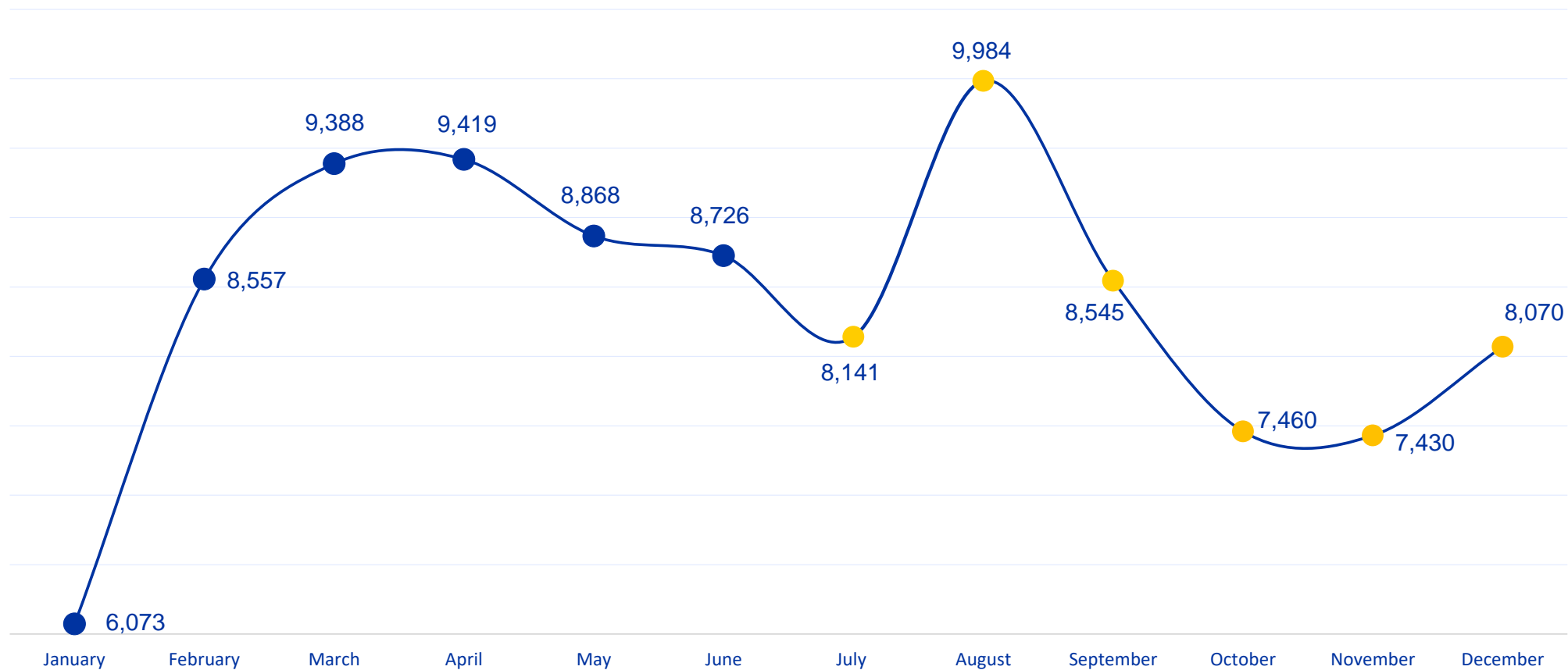
**149**  
countries  
of origin



**79**  
host  
countries

\* The data provided in this bulletin is provisional and should therefore be considered as an estimation. Finalized AVRR global data will be published in the annual AVRR report.

# NUMBER OF AVRR BENEFICIARIES, PER MONTH I JANUARY - 31 DECEMBER 2016



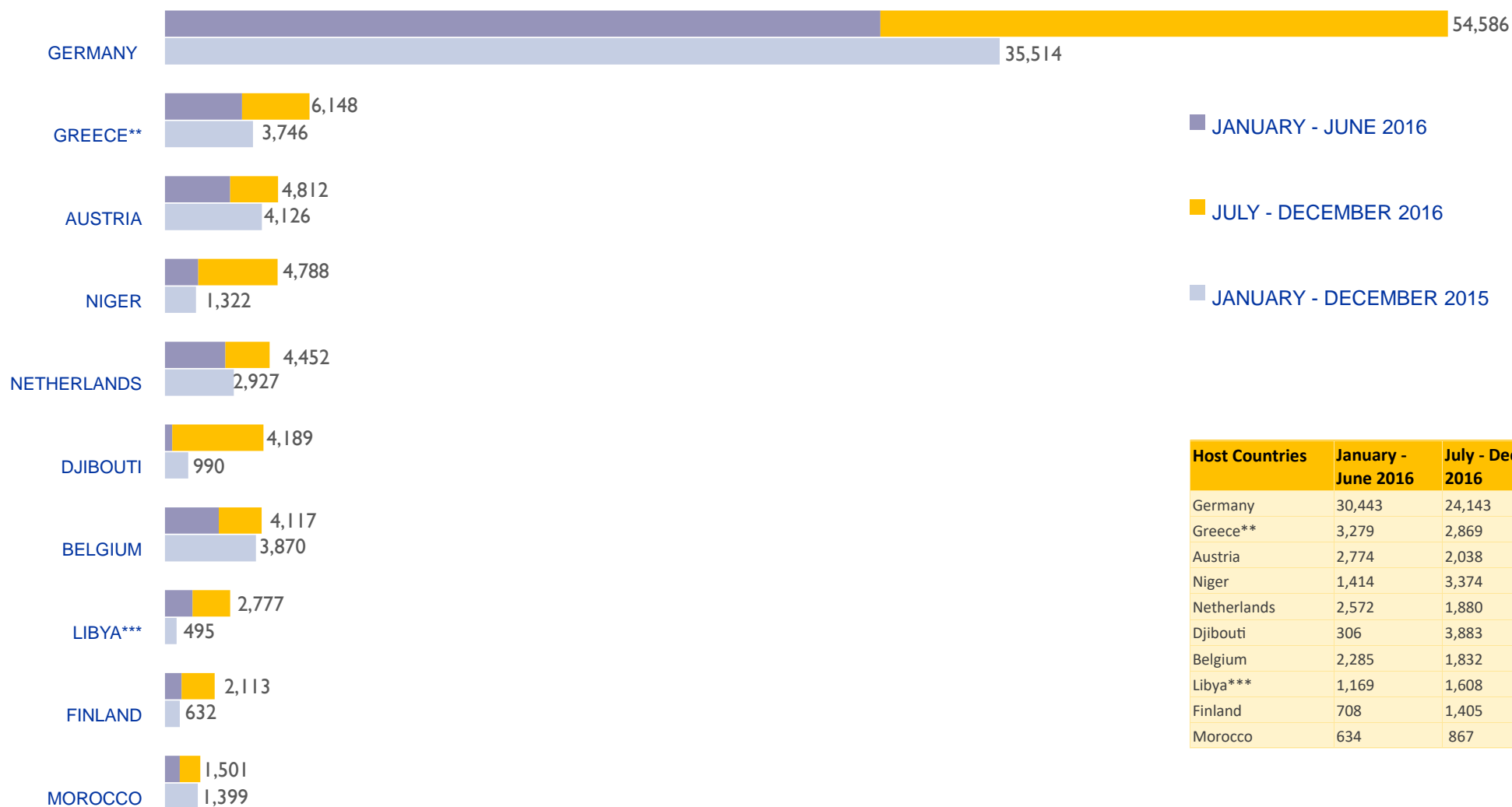
**100,661** MIGRANTS ASSISTED with AVRR from 1 January to 31 December 2016



ASSISTED VOLUNTARY RETURN AND REINTEGRATION (AVRR) BULLETIN 2016/II (JULY-DECEMBER 2016)

Twitter: @MigrantAssist / Web: [iom.int/assisted-voluntary-return-and-reintegration](http://iom.int/assisted-voluntary-return-and-reintegration)

# TOP 10 HOST COUNTRIES FOR AVRR 1 JANUARY - 31 DECEMBER 2016, IN COMPARISON WITH 2015



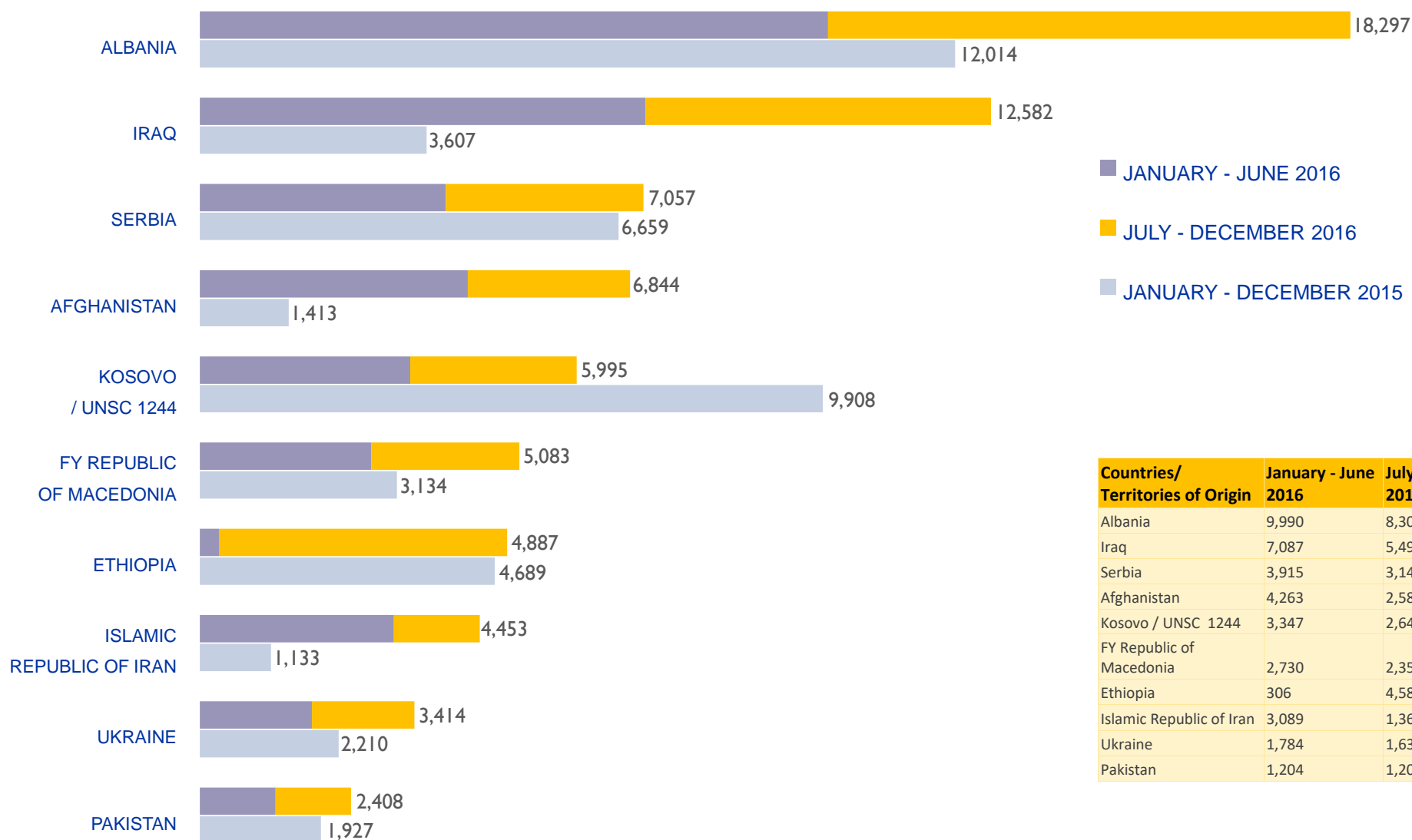
| Host Countries | January - June 2016 | July - December 2016 |
|----------------|---------------------|----------------------|
| Germany        | 30,443              | 24,143               |
| Greece**       | 3,279               | 2,869                |
| Austria        | 2,774               | 2,038                |
| Niger          | 1,414               | 3,374                |
| Netherlands    | 2,572               | 1,880                |
| Djibouti       | 306                 | 3,883                |
| Belgium        | 2,285               | 1,832                |
| Libya***       | 1,169               | 1,608                |
| Finland        | 708                 | 1,405                |
| Morocco        | 634                 | 867                  |

\*\* The level of returns in 2015 has been affected by gaps in the main AVRR funding instrument, the EU Asylum, Migration and Integration Fund.

\*\*\* IOM Libya also operates humanitarian evacuations which are not included in the data presented here.



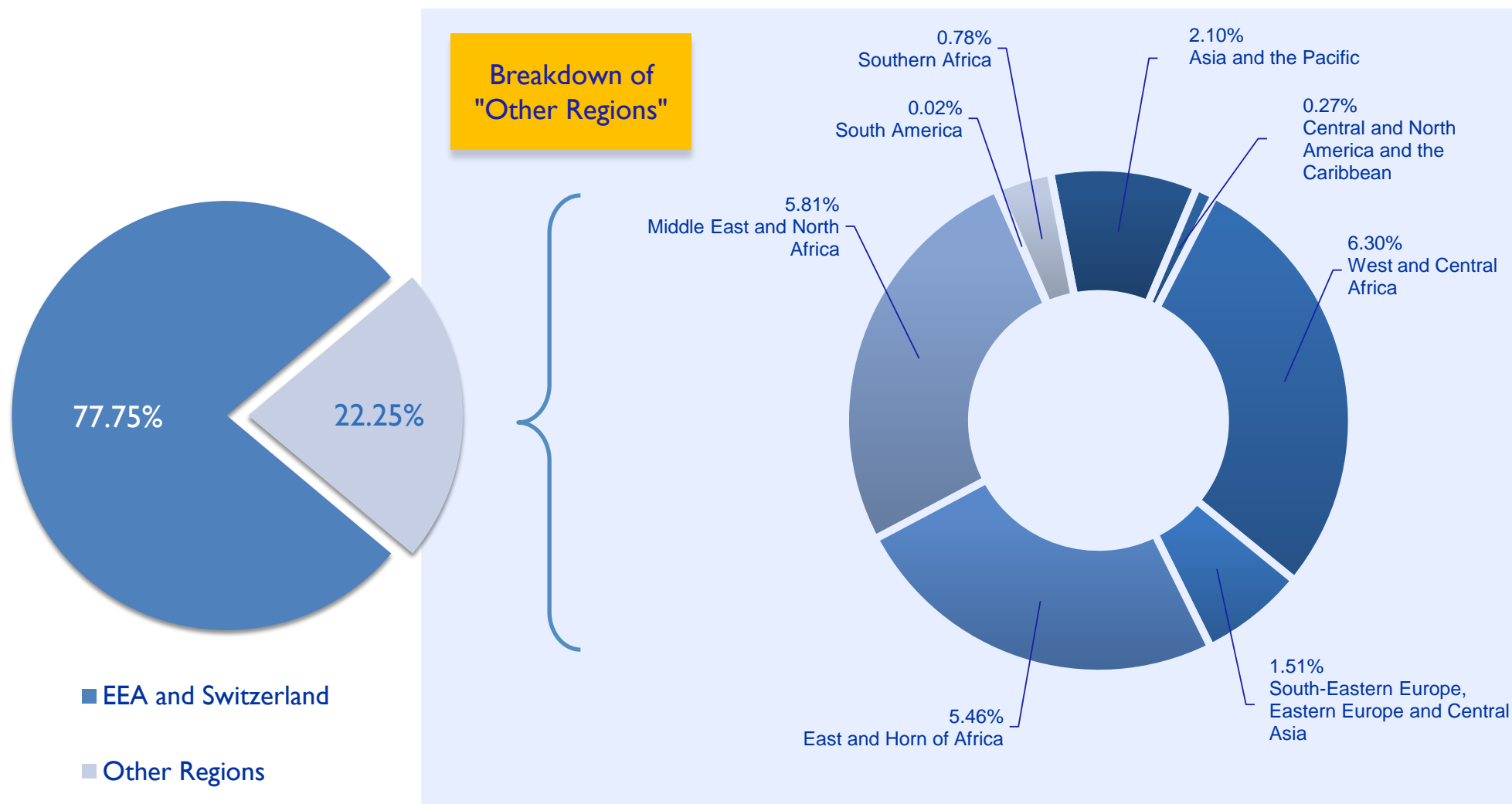
# TOP 10 COUNTRIES/TERRITORIES OF ORIGIN FOR AVRR 1 JANUARY - 31 DECEMBER 2016, IN COMPARISON WITH 2015



| Countries/<br>Territories of Origin | January - June<br>2016 | July - December<br>2016 |
|-------------------------------------|------------------------|-------------------------|
| Albania                             | 9,990                  | 8,307                   |
| Iraq                                | 7,087                  | 5,495                   |
| Serbia                              | 3,915                  | 3,142                   |
| Afghanistan                         | 4,263                  | 2,581                   |
| Kosovo / UNSC 1244                  | 3,347                  | 2,648                   |
| FY Republic of<br>Macedonia         | 2,730                  | 2,353                   |
| Ethiopia                            | 306                    | 4,581                   |
| Islamic Republic of Iran            | 3,089                  | 1,364                   |
| Ukraine                             | 1,784                  | 1,630                   |
| Pakistan                            | 1,204                  | 1,204                   |



# HOST REGIONS (IN %) FOR AVRR, 1 JANUARY - 31 DECEMBER 2016



# REGIONS OF ORIGIN (IN %) FOR AVRR, 1 JANUARY - 31 DECEMBER 2016

